

Box Properties

--Description--

Name:

Type: Closed Box

Shape: Prism, square

--Box Parameters--

Vb = 3 cu.ft

V(total) = 3.299 cu.ft

Qtc = 1.592

F3 = 41.23 Hz

Fill = none

Driver Properties

--Description--

Name: SXX 18 D4

Type: Standard one-way driver

Company: RE Audio (2015)

--Configuration--

No. of Drivers = 1

Dual voice coils = parallel

--Driver Parameters--

Fs = 45.06 Hz

Qms = 10.91

Vas = 1.768 cu.ft

Xmax = 1.1 in

Sd = 180.5 sq.in

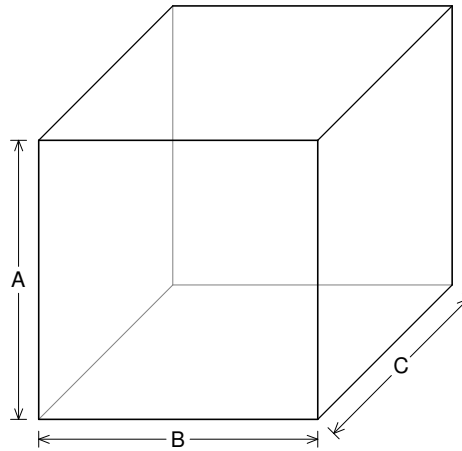
Qes = 1.601

Re = 1.987 ohms

Le = 2.274 mH

Z = 2.384 ohms

Pe = 1200 watts



--External Dimensions--

A = 20 in

B = 20 in

C = 18.15 in

--Internal Dimensions--

A = 18.5 in

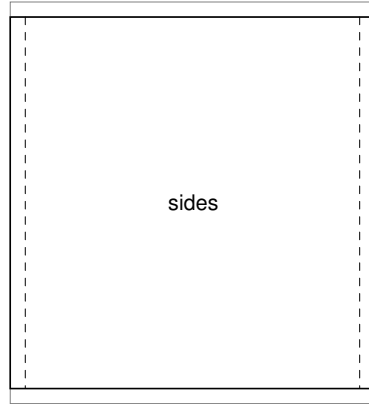
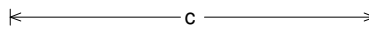
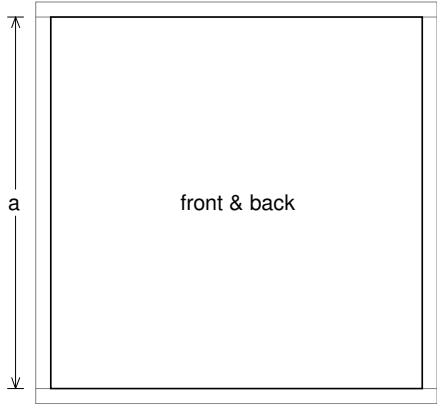
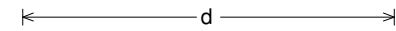
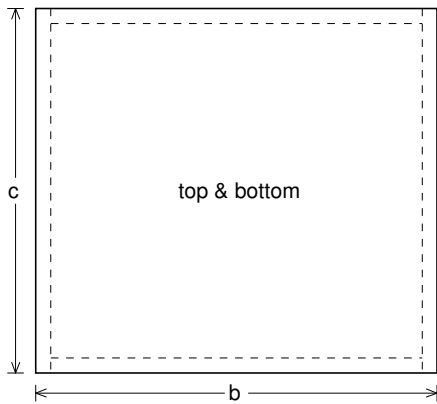
B = 18.5 in

C = 16.65 in

--Wall Thickness--

Front = 0.75 in

Side = 0.75 in



Box Parts

Box Shape: Square Prism

1 Top, 1 Bottom: depth (c) = 18.15 in
width (b) = 20, thickness = 0.75 in

1 Front, 1 Back: height (a) = 18.5 in
width (d) = 18.5, thickness = 0.75 in

2 Sides: height (a) = 18.5 in
depth (c) = 18.15, thickness = 0.75 in

--Driver Mounting--
Mounting: Front



Wiring Diagram

